











# Class 3 – Homework

Due in by: 31<sup>st</sup> March 2025

Homework Share: 2<sup>nd</sup> April 2025

Please support your child to choose a minimum of four activities to complete at home over this term. Once all homework has been received, the children’s work will be celebrated and shared amongst the class and individual team points will be collected and awarded. Please note, at least 90% of the ideas below came from the children!

<p><b>Love of the written word</b> Write an adventure involving a volcano. How big is it, where is it, what happens? You could type this up and add pictures.  <b>15 points</b></p>	<p><b>Love of the written word</b> Write a comic strip explaining the different stages of a volcanic eruption! <b>10 points</b> </p>	<p><b>Maths, science and analysis</b> Research unusual plants of the world- where are they? What makes them unusual? Present in a fact-file or PowerPoint. <b>3</b> <b>10 points</b></p>	<p><b>Music and dance</b> In Music we are learning about Bob Marley- create a dance to ‘One Love.’ Record as a video. <b>10 points</b> </p>
<p><b>Freedom and fun</b>  Have a go at making your own volcano! Can you create a volcanic eruption? Take pictures or record your design. <b>15 points</b> Make a 3D model of the layers of the earth- this could be Lego, papier mâché or plasticine <b>10 points</b></p>	<p><b>‘Rocks, Relics and Rumbles’</b> They are like trees that grow beside a stream that bear fruit at the right time and whose leaves do not dry up. They succeed in all they do Psalm 1:3 </p>	<p><b>Maths, science and analysis</b> <b>3</b> <b>Maths, science and analysis</b> Make your own board game e.g. snakes and ladders but using volcanoes, earthquakes and tsunamis! <b>10 points</b></p>	<p><b>Church and community</b>  Go on a walk litter picking- if suitable, use the litter to create a collage. <b>10 points</b> Lent is coming up- create your own pancake filling! Write a step-by-step guide of instructions. <b>5 points</b></p>
<p><b>Drama and self-expression</b> Imagine you live in the ring of fire- a volcanic eruption is about to happen. Act out how you would react- record a video showing this. You could have your own set in the background, costumes, members of your family involved. <b>15 points</b> </p>	<p><b>Awareness of our place in the world, geographically and socially</b>  Locate the volcanoes of the world and label them on a world map. Is there one you are particularly interested in? Research and create a fact file all about it! <b>10 points</b></p>	<p><b>Debate an openness</b>  Which is more catastrophic and why? Volcanic eruption Earthquake Tsunami Remember this is your opinion! <b>10 points</b></p>	<p><b>Sport and fair play</b>  Create your own gymnastics pose to represent a volcano <b>5 points</b> Create a volcano dance! You could dress up in red and pretend you are lava! <b>5 points</b></p>

We recommend choosing a range of activities across the subject range. If you require any equipment/resources to help complete the tasks please do not hesitate to ask! These tasks are to be completed in addition to **daily home reading, times table practise, and weekly spelling**. Please use [www.timestables.co.uk](http://www.timestables.co.uk) to support times tables- your child’s login can be found in their reading record.